



AQUIND Limited

AQUIND INTERCONNECTOR

Applicant's Post Hearing Notes - Appendix 3
Works and Durations at Special Category
Land

The Planning Act 2008

Document Ref: 7.9.22.3

PINS Ref.: EN020022

AQUIND Limited

AQUIND INTERCONNECTOR

Applicant's Post Hearing Notes - Appendix 3
Works and Durations at Special Category
Land

PINS REF.: EN020022

DOCUMENT: 7.9.22.3

DATE: DECEMBER 2020

WSP

WSP House

70 Chancery Lane

London

WC2A 1AF

+44 20 7314 5000

www.wsp.com

DOCUMENT

| | |
|-----------------------|--|
| Document | 7.9.22.3 Works and Durations at Special Category Land |
| Revision | 001 |
| Document Owner | WSP UK Limited |
| Prepared By | H. Hui |
| Date | 22 December 2020 |
| Approved By | C. Agwu |
| Date | 23 December 2020 |

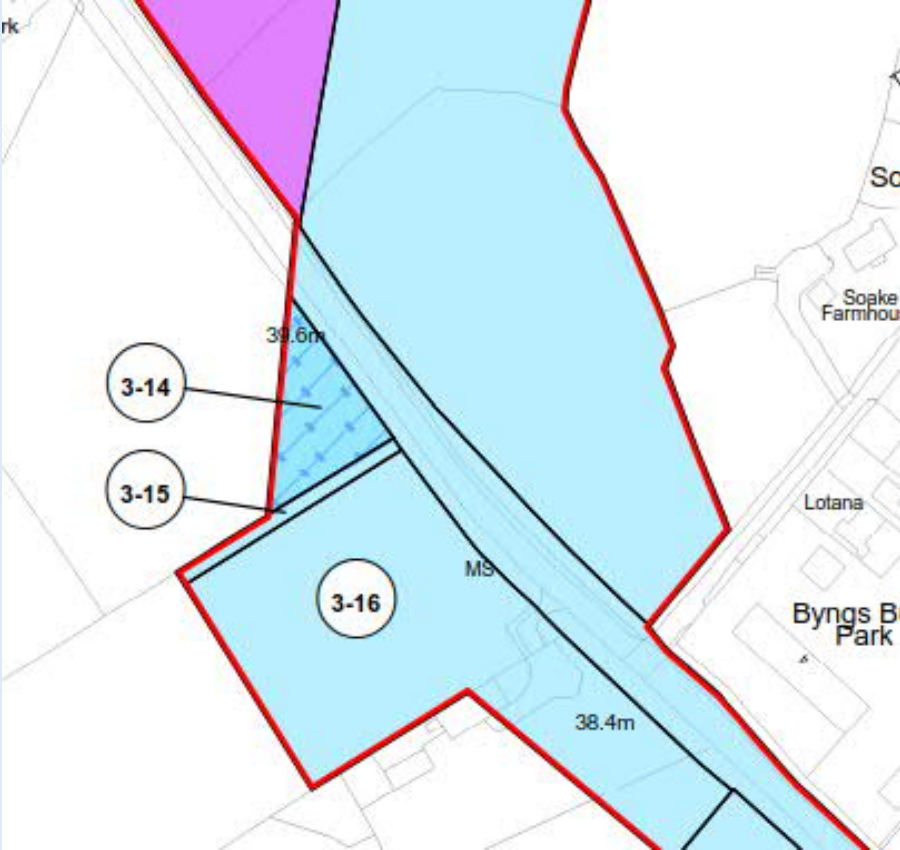

CONTENTS

| | | |
|----|--|-----|
| 1. | WORKS AND DURATIONS AT SPECIAL CATEGORY LAND | 1-1 |
|----|--|-----|


1. WORKS AND DURATIONS AT SPECIAL CATEGORY LAND

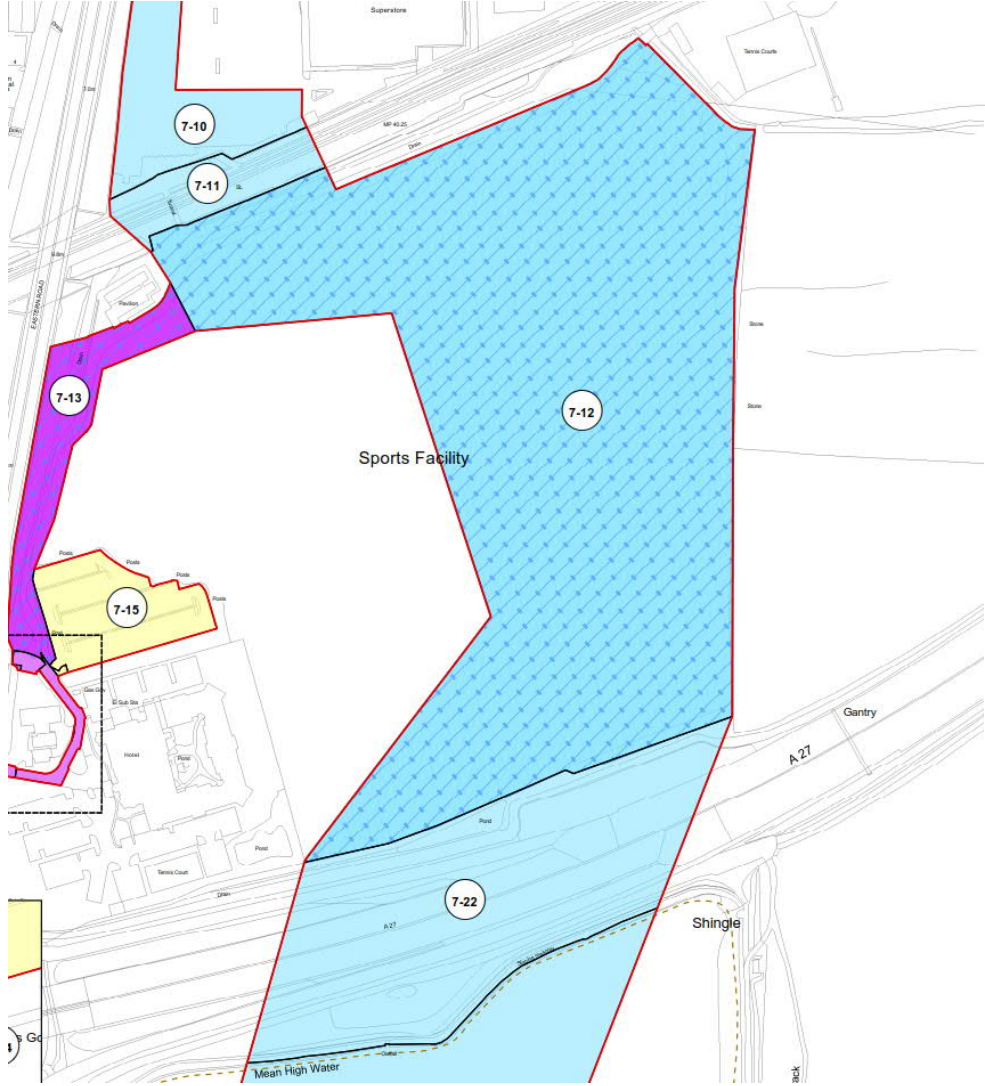



1.1.1.1. As detailed in the Post Hearing Note;


- **Item A** in the table below illustrates the indicative duration of occupation for construction, including both Cable Circuits and Joint Bays.
- **Item B** in the table below illustrates the area that is to be occupied during construction.


| Area / Plot No. | Indicative Duration | Description |
|--|---------------------|---|
| <p>Goodman's Field Plot 3-14</p> | <p>13 weeks</p> | <p>HDD will pass under Goodman's Field if HDD entry site is located south of Hambleton Rd A: HDD 13 weeks B: See hatched area in image below:</p> <div style="display: flex; justify-content: space-around;">   </div> <p style="text-align: right;"> — Order Limits Indicative Trenchless Crossing Zone </p> |


| Area / Plot No. | Indicative Duration | Description |
|--|------------------------------------|---|
| <p>Portstown Hill Rd Plot 6-10</p> | <p>12 weeks Not continuous</p> | <p>A: Cable trenching 4 weeks Joint Bay 4 weeks (x2) B: See hatched area in image below:</p> <div style="display: flex; justify-content: space-around; align-items: center;">   </div> <p style="text-align: center;"> ——— Order Limits Indicative Construction Area </p> |


| Area / Plot No. | Indicative Duration | Description |
|--|------------------------------------|--|
| <p>Zetland Field Plot 7-04</p> | <p>10 weeks Not continuous</p> | <p>A: Cable trenching 2 weeks Joint bay 4 weeks (x2) B: See hatched area in image below:</p>  |





| Area / Plot No. | Indicative Duration | Description |
|---|------------------------------------|---|
| <p>Farlington Playing Fields Plot 7-12 and 7-13</p> | <p>52 weeks Not continuous</p> | <p>The image below on the left illustrates the special category land, plot 7-12 at Farlington Playing Fields from the Land Plans (REP5-004). The image below on the right shows the area which will house the HDD Compound and the Trenchless Installation Technique Compound.</p> <p>The HDD works will be carried out in phases 1, to 10. The following pages detail the phases in relation to Farlington Playing Fields, the duration of occupation for construction and and the area that is to be occupied during construction of each phase.</p> <div style="display: flex; justify-content: space-around; align-items: center;">   </div> <div style="text-align: right; margin-top: 10px;"> <p> Order Limits  Indicative Construction Area</p> </div> |


| Area / Plot No. | Indicative Duration | Description |
|-----------------|---------------------|---|
| | | <p>Phase 1: Use of the small portion of the car park for initial plant and material deliveries. Duct installation for both Cable Circuits contained within Indicative HVDC Cable corridor:</p> <p>A: 2 weeks</p> <p>B: See hatched area in image below:</p>  <p> - - - Order Limits Indicative HVDC Cable Corridor Temporary laydown area Football pitches Cricket squares Indicative HVDC Cable route </p> <p style="text-align: center; font-size: 24px; font-weight: bold;">PHASE 1</p> |


| Area / Plot No. | Indicative Duration | Description |
|-----------------|---------------------|---|
| | | <p>Phase 2: HDD3 duct stringing & welding (1st Cable Circuit) contained within Indicative HVDC Cable Corridor</p> <p>A: 6 weeks</p> <p>B: See hatched area in image below:</p>  <p> Order Limits Indicative HVDC Cable Corridor HDD route Football pitches Cricket squares </p> <p style="text-align: center; font-size: 24px; font-weight: bold;">PHASE 2</p> |

| Area / Plot No. | Indicative Duration | Description |
|-----------------|---------------------|---|
| | | <p>Phase 4: HDD3 & HDD4 - All clear for Victorious Festival</p> <p>A: 2 weeks</p> <p>B: No Hatched Area</p>  <p>----- Order Limits  Football pitches  Cricket squares</p> <p style="text-align: center;">PHASE 4</p> |


| Area / Plot No. | Indicative Duration | Description |
|-----------------|---------------------|--|
| | | <p>Phase 5: Indicative HVDC Cable corridor includes temporary working areas for connections from ducts to HDD3 & HDD4, Joint bay construction, HVDC cable installation, HVDC jointing, and joint bay back fill / reinstatement:</p> <p>A: 4 weeks</p> <p>B: See hatched area in image below:</p>  <p> - - - Order Limits Indicative HVDC Cable Corridor HDD route Football pitches Cricket squares Indicative HVDC Cable route </p> <p style="text-align: center; font-size: 24px; font-weight: bold;">PHASE 5</p> |

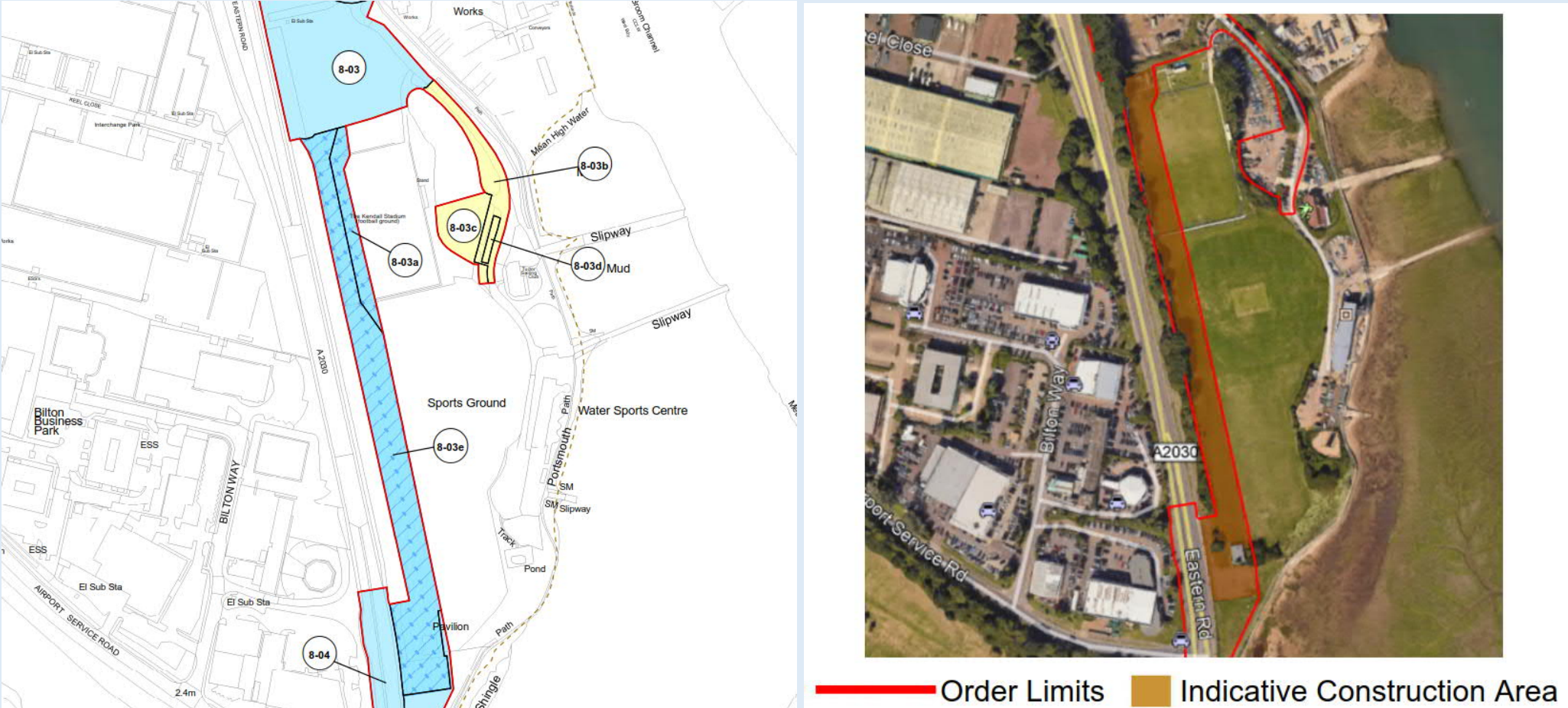
| Area / Plot No. | Indicative Duration | Description |
|-----------------|---------------------|---|
| | | <p>Phase 6: All clear wintering birds</p> <p>A: October 2022 – March 2023</p> <p>B: No Hatched Area</p>  <p>  Order Limits  Football pitches  Cricket squares </p> <p style="text-align: center;">PHASE 6</p> |

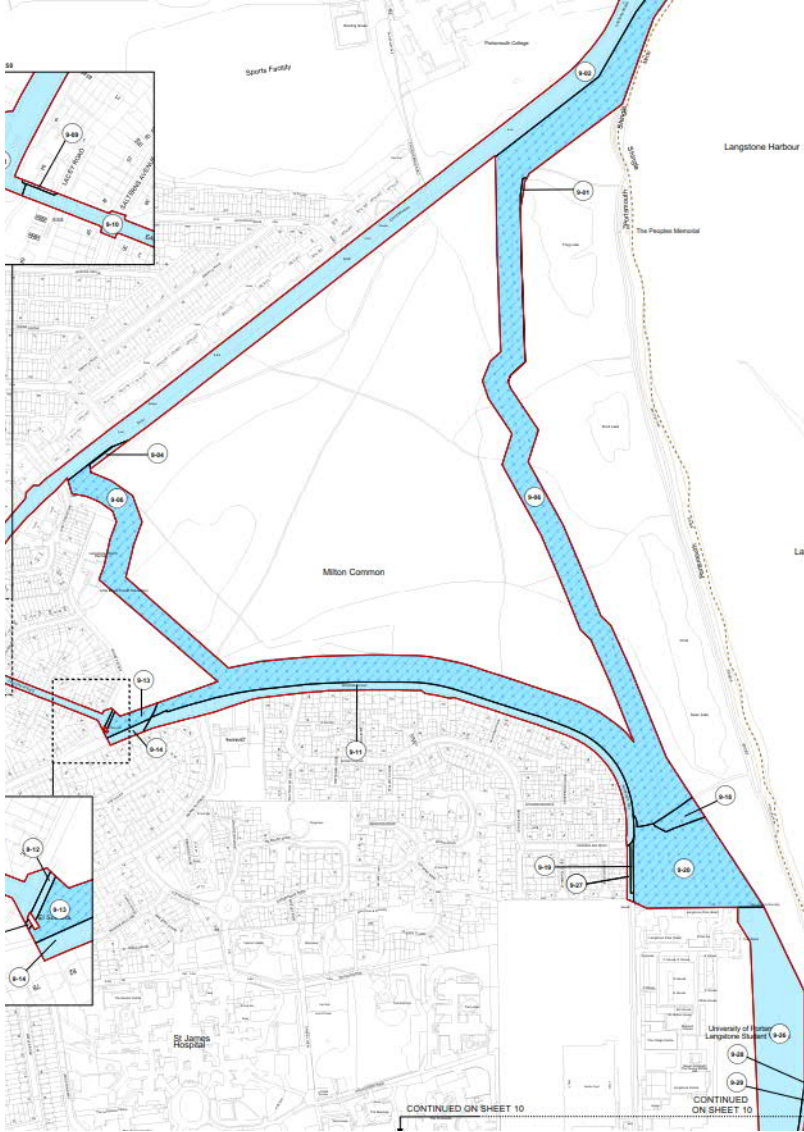

| Area / Plot No. | Indicative Duration | Description |
|-----------------|---------------------|--|
| | | <p>Phase 7: HDD3 duct stringing & welding (2nd Cable Circuit) contained within Indicative HVDC Cable Corridor</p> <p>A: 6 weeks</p> <p>B: See hatched area in image below:</p>  <p> - - - Order Limits Indicative HVDC Cable Corridor HDD route Football pitches Cricket squares </p> <p style="text-align: center; font-size: 24px; font-weight: bold;">PHASE 7</p> |

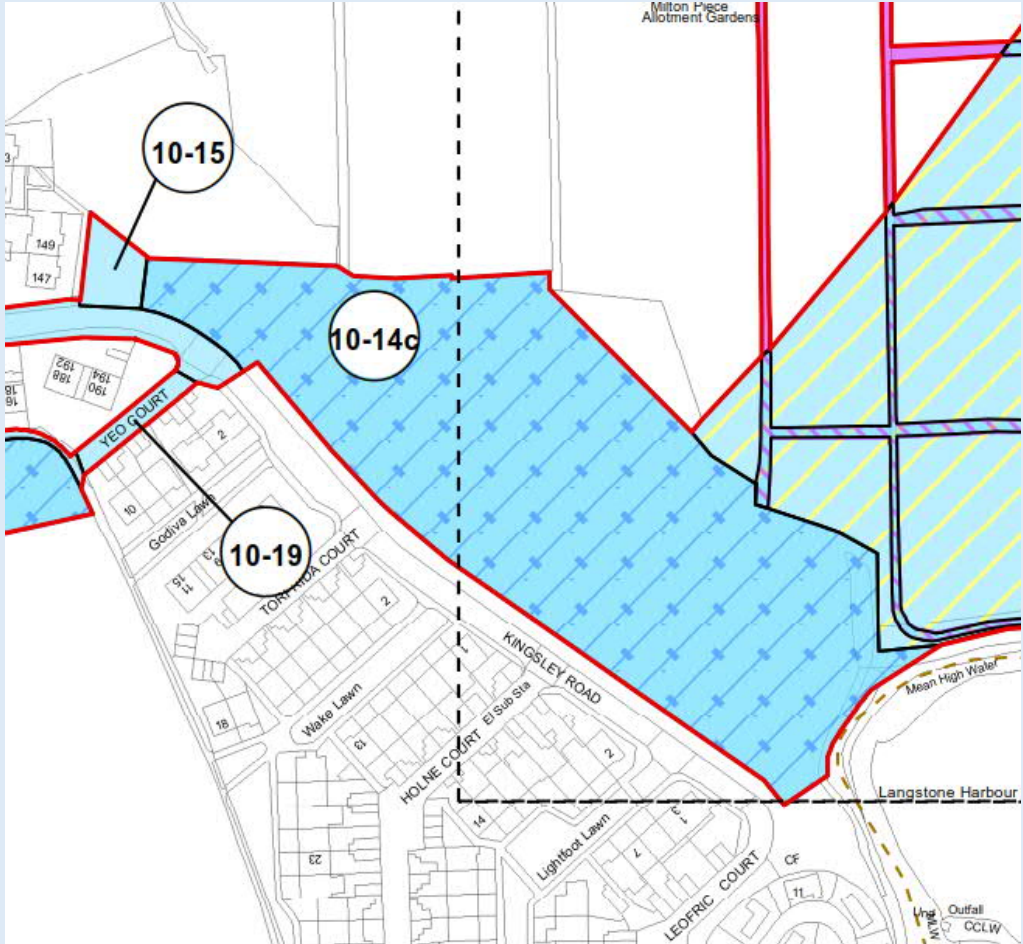

| Area / Plot No. | Indicative Duration | Description |
|-----------------|---------------------|---|
| | | <p>Phase 8: Indicative HVDC Cable corridor includes construction compound associated with HDD3:</p> <p>A: 13 Weeks</p> <p>B: See hatched area in image below:</p>  <p> Order Limits Indicative HVDC Cable Corridor HDD route Football pitches Cricket squares </p> <p style="text-align: center; font-size: 24px; font-weight: bold;">PHASE 8</p> |

| Area / Plot No. | Indicative Duration | Description |
|-----------------|---------------------|---|
| | | <p>Phase 9: HDD3 - All clear for Victorious Festival</p> <p>A: 2 weeks</p> <p>B: No Hatched Area</p>  <p style="text-align: center;">PHASE 9</p> |

| Area / Plot No. | Indicative Duration | Description |
|-----------------|---------------------|--|
| | | <p>Phase 10: Indicative HVDC Cable corridor includes temporary working area for connections from ducts to HDD 3, joint bay construction, HVDC cable installation, HVDC jointing, and joint bay back fill / reinstatement for 2nd Cable Circuit:</p> <p>A: 4 weeks</p> <p>B: See hatched area in image below:</p>  <p> - - - - - Order Limits Indicative HVDC Cable Corridor HDD route Football pitches Cricket squares Indicative HVDC Cable route </p> <p style="text-align: center; font-size: 24px; font-weight: bold;">PHASE 10</p> |

| Area / Plot No. | Indicative Duration | Description |
|---|--|---|
| <p>Kendall's Stadium & Playing Fields Plot 8-03a And 8-03e</p> | <p>3 weeks Not continuous</p> | <p>A: Kendall Stadium – Trenching 1 week (continuous) Playing Fields – Trenching 2 weeks B: See hatched area in image below:</p>  <p>Order Limits Indicative Construction Area</p> |

| Area / Plot No. | Indicative Duration | Description |
|--|---|--|
| <p>Milton Common Plot 9-01, 9-06, 9-13, 9-18 and 9-20</p> | <p>23 Weeks Not continuous, although potential to reduce duration if HDD can be carried out in parallel with trenching</p> | <p>A: HDD 2 weeks: 2 weeks enabling/ reinstatement Cable trenching: 11 weeks (Both Cable Circuits installed to the East of the common) Joint Bay in South of Milton Common 4 weeks (x2) B: See hatched area in image below:</p> <div style="display: flex; justify-content: space-around;">   </div> <p style="text-align: center;"> Order Limits Indicative Construction Area </p> |

| Area / Plot No. | Indicative Duration | Description |
|---|------------------------------------|--|
| <p>Kingsley Road Open Space (South of allotments) Plot 10-14c</p> | <p>24 weeks Not continuous</p> | <p>A: HDD 12 weeks; 2 weeks trenching Joint bay 4 weeks (x2) B: See hatched area in image below</p> <div style="display: flex; justify-content: space-around; align-items: center;">   </div> <p style="text-align: center;"> — Order Limits Indicative Construction Area </p> |

| Area / Plot No. | Indicative Duration | Description |
|--|------------------------------------|--|
| <p>Bransbury Park Plot 10-21</p> | <p>12 weeks Not continuous</p> | <p>A: Cable trenching 4 weeks Joint bay in park 4 weeks (x2) B: See hatched area in image below</p>   <p>— Order Limits ■ Indicative Construction Area</p> |

